

Getting Started with Content-Based Literacy Modules

Participant Handout



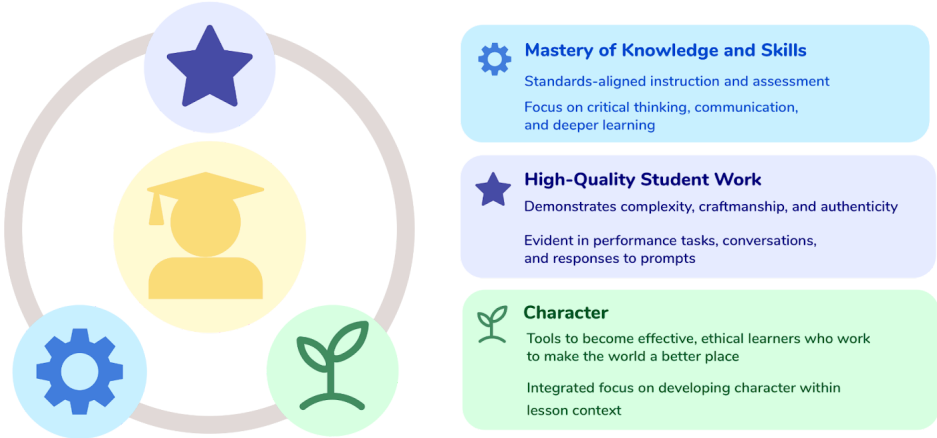




Getting Started with Imagine Learning EL Education: Content-Based Literacy Modules Session Agenda

Component	Objectives
Welcome	Connect with your fellow teachers and the Imagine Learning EL Team. Review the day's agenda.
What makes EL Education unique? EL Education Design Framework	Review of the design principles behind EL Education: Content-based literacy, guiding principles, high-level instructional practices, 3 Dimensions, 4 T's, integrated writing, and RTTW.
Break	Stretch and refresh
How is EL Education structured to support teachers and students? EL Education Structure & Design	Understand the structure and design of the platform and EL Education integration. Learn about year-long planning and where to find these resources. <i>Live navigation of ILC to explore resources.</i>
Lunch	Take a break to enjoy lunch with the team.
What does a full lesson look like? EL Education Lesson in Action	Experience a model lesson as a student. Understand that the notes provided in the lesson are a guide for teachers as they plan. Gain an understanding of the first lesson to be taught. <i>Live navigation of ILC to explore resources.</i>
Break	Stretch and Refresh
How can I implement EL Education in my classroom? EL Education Curriculum Planning	Plan with the range of students in a classroom. Demonstrate an understanding of how to access materials and navigate the platform. <i>Live navigation of ILC to explore resources.</i>
Closing	Review the day's learning and provide feedback.

Session Learning Targets

- I understand the structure and design of Imagine Learning EL Education.
- I can identify resources for year-long planning.
- I understand how to facilitate a lesson.
- I can explain the student experience.
- I understand how to plan when the planning is “done” for me.
- I understand how protocols are used to support students.
- I know how to leverage total participation techniques to engage all students in the lesson.

EL Education Design Framework

<p>EL Education Guiding Principles</p>	
<p>High Leverage Practices</p>	
<p>3 Dimensions of Student Achievement</p>	 <p>The diagram illustrates three dimensions of student achievement surrounding a central student icon (a yellow circle with a graduation cap). The dimensions are:</p> <ul style="list-style-type: none"> Mastery of Knowledge and Skills (blue gear icon): Standards-aligned instruction and assessment. Focus on critical thinking, communication, and deeper learning. High-Quality Student Work (blue star icon): Demonstrates complexity, craftsmanship, and authenticity. Evident in performance tasks, conversations, and responses to prompts. Character (green plant icon): Tools to become effective, ethical learners who work to make the world a better place. Integrated focus on developing character within lesson context.
<p>The 4 T's</p>	<p style="text-align: center;">The Four Ts</p> <div style="display: flex; flex-wrap: wrap;"> <div style="width: 50%; padding: 5px;"> <p>Topics </p> <p>The compelling topics that bring content to life; almost always based on priority content standards that students are expected to meet.</p> </div> <div style="width: 50%; padding: 5px;"> <p>Task </p> <p>The culminating task—a scaffolded product or performance task—and on-demand assessments gauge students' independent mastery of content and literacy.</p> </div> <div style="width: 50%; padding: 5px;"> <p>Targets </p> <p>The learning targets derived from the specific language and rigor of the appropriate grade-level ELA/literacy standards that students are expected to meet; often contextualized based on the topic.</p> </div> <div style="width: 50%; padding: 5px;"> <p>Text </p> <p>The complex texts (e.g. books/articles) that students will read closely and additional texts to ensure students experience a volume of reading on the topic at their independent reading level.</p> </div> </div>

Writing for Understanding	
Read - Think - Talk - Write Cycle	

EL Education Structure & Design

How many modules are in a year?

How many units are in a module?

EL Curriculum on ILC

Use this section to capture any notes during your exploration.

Curriculum Level Information (Curriculum Guide)	
Grade Level Information (Curriculum Maps, Grade Level Landing Pages)	
Module Information (Module Landing Pages)	

Unit Information (Unit Landing Pages)	
Lesson Information (Lesson Pages)	

Time to Explore: Jigsaw

- Navigate to the Curriculum Guide.
- Go to your designated section in the guide.
- Take notes to share with your group.

Assigned Section _____

Explore Your First Module

Resources to help you plan and deliver lessons	Resources to support students

Lesson In Action

Module, Unit, Lesson:

I noticed...	I wondered...

Explore Your First Lesson

Resources to help you plan and deliver lesson	Resources to support students

Assigned Student: Work Time B

Quickwrite

How did planning with a specific student in mind impact your planning?

3-2-1 Exit Ticket

3 things you were excited to learn about today:

- 1.
- 2.
- 3.

2 actions you will take to prepare for implementation:

- 1.
- 2.

1 question you still have:

- 1.