



Grades

K-5

**Getting
Started**

**Parts
1-3**

Imagine IM in ILC

Learning Goals

- Let's embrace problem-based learning.
- Let's explore new resources.
- Let's uncover the power of a supportive learning community.

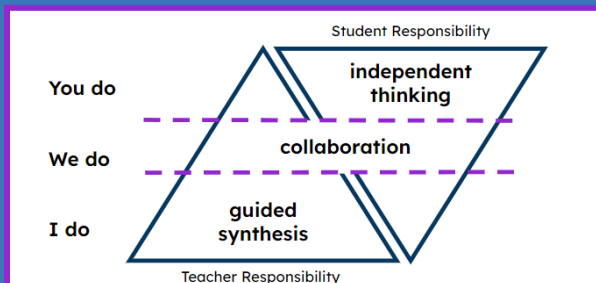
Agenda

- Introduction
- Part 1: Problem-based Learning
- Part 2: Explore the Resources
- Part 3: Using the Resources
- Reflection

Roadmap

Use this handout to navigate the platform and internalize learning.

Grades K-5 Part 1: Problem-based Learning



What is problem-based learning?

Landing Pages

Home

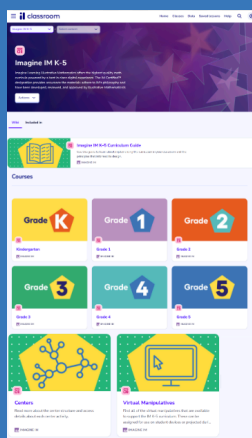


Resources

*Districts/schools often have personalized Home pages. The information listed below may appear somewhat different depending on the level of personalization.

- il Classroom menu
 - Found in the upper left corner.
 - This is where all of the ILC grade bands and curricula are noted.
 - Teachers can select the grade level band to view the curricula.
- Account hyperlinks
 - Found in the upper right corner.
 - Unique for each account holder (Home, Classes, Data, Saved lessons, Help, Search, and Account settings)
- Help hyperlink
 - IL Classroom Guides are collections of resources on how to use the platform functionality
- Magnifying Glass
 - Type in the content that you want to find, and then click on the search icon.
- Grade Band tiles
 - Each grade band (K-5 and 6-8) has its own tile which holds all components of the Imagine IM curriculum for that grade band.

Grade Band



- Curriculum Guide
 - A collection of high-level guidance on the curriculum and Imagine Learning Classroom.
- Grade Level Tiles
 - Each grade level/course has its own tile which holds all components of the Imagine IM curriculum for that grade level.
- Centers
 - The full collection of Centers found in K-5. (Check out digital options!)
- Virtual Manipulatives
 - The full collection of Virtual Manipulatives found in K-5.

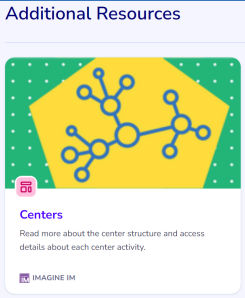
Explore the Curriculum Guide


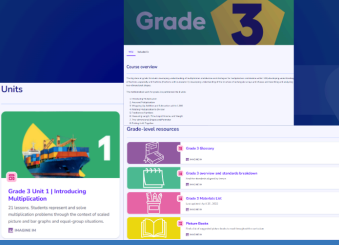
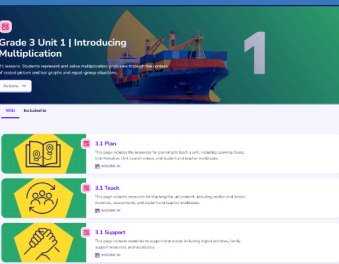
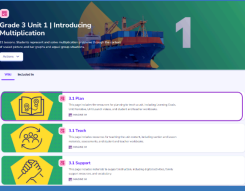
As you explore consider the following questions:

What do you Notice?

What do you Wonder?

Grades K-5 Part 2: Explore the Resources

Landing Pages	Resources
<p>Centers</p> <p>Additional Resources</p> 	<ul style="list-style-type: none"> ● New Digital Centers <ul style="list-style-type: none"> ○ Digital games that students can play with a friend on a shared device or against the computer. ○ Denoted with a laptop icon. ● About Centers activities, Structure of center time, and centers (print or digital-<i>not all</i>) <ul style="list-style-type: none"> ○ Centers Navigation Tool explores the center stages used across each grade level (<i>Coming Soon!</i>). ○ Narrative, required materials, and blackline masters included for all stages.
<p>Virtual Manipulatives</p>	<ul style="list-style-type: none"> ● Virtual Manipulatives <ul style="list-style-type: none"> ○ Find all of the virtual manipulatives that are available to support the IM K-5 curriculum. These can be assigned for

 <p>Virtual Manipulatives Find all of the virtual manipulatives that are available to support the IM K-5 curriculum. These can be assigned for use on student devices or projected...</p> <p>IMAGINE IM</p>	<p>use on student devices or projected during whole-class instruction.</p>
<h2>Grade Levels</h2> 	<ul style="list-style-type: none"> ● Course Overview section <ul style="list-style-type: none"> ○ Describes the big ideas taught in the grade and a list of all Units. ● Unit tiles <ul style="list-style-type: none"> ○ Each Unit has its own tile which holds all components of the Illustrative Mathematics (IM) curriculum for that grade. ● Grade-level Resources section <ul style="list-style-type: none"> ○ Included information the teachers need as they map out the year prior to implementation: <ul style="list-style-type: none"> ■ Glossary, Standards breakdown, Materials List, Picture Books (Grades K, 1, 3 only)
<h2>Unit</h2> 	<ul style="list-style-type: none"> ● Plan tile <ul style="list-style-type: none"> ○ This page includes the resources for planning to teach a unit, including Unit-at-a-Glance, Learning Goals and Standards, Full Unit Narrative, Unit Launch Videos for Teachers, Unit Materials, Unit Assessments, and Student and Teacher Workbooks. ● Teach tile <ul style="list-style-type: none"> ○ This page includes resources for teaching the unit content, including section and lesson materials, assessments, and student and teacher workbooks. ● Support tile <ul style="list-style-type: none"> ○ This page includes materials to support instruction, including digital activities, family support resources, and vocabulary.
<h2>Unit Plan</h2> 	<ul style="list-style-type: none"> ● Unit Overview section <ul style="list-style-type: none"> ○ Unit at-a-Glance- Number of lessons and assessments, Section Goals, and Standards ○ Lesson Learning Goals dropdown ○ Full Unit Narrative dropdown ● Unit Videos tile <ul style="list-style-type: none"> ○ Unit Launch: Teacher Learning Narrative Video, Learning Progressions Video, and Learning Supports Video ○ Unit Launch: Family Support Video ○ Inspire Math Videos (English and Spanish) ● Unit Materials

- Unit Materials dropdown
 - Planning Map, Digital student task statements, Practice Problems, and Center Summary
- Home Connection dropdown
 - Unit Launch: Family Support Video
 - Family Support Material, Family Support Material PDF (English), and Family Support Material PDF (Spanish)
- Unit assessments
 - Cool-downs, Checkpoints, and End of Unit Assessments
 - This includes the digital, PDF, and Word versions (English and Spanish), and Answer Key, and Assessment Guidance (*New! Checkpoint Guidance for Grades 2-5–Guidance focuses on ways to continue teaching grade-level content and use existing structures to address unfinished learning.*)
- Student Workbook & Teacher Guide tiles
 - PDFs and Ebooks of the Student Workbooks and Teacher Guide (English; *Spanish Coming Soon!*) and Teacher Resource Pack for the Unit (*English and Spanish Coming Soon!*)

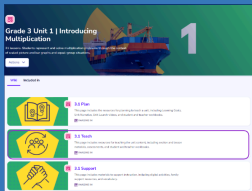
Explore the Grade and Unit Plan Resources


As you explore consider the following questions:

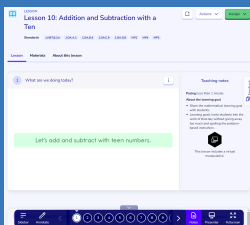
Which resources will help you to plan?

Which digital resources do you feel will have the greatest impact on your teaching?

Grades K-5 Part 2: Explore the Resources Cont.

Landing Pages	Resources
<p>Unit Teach</p> 	<ul style="list-style-type: none"> ● Section and Lesson Materials tiles <ul style="list-style-type: none"> ○ Sections labeled with a Letter- EX- Section A: Interpret and Represent Data on Scaled Graphs (<i>Clicking into a Section tile will bring you to the items listed in the two rows below for Sections and Lesson Plans.</i>) ● Section Checkpoints (Assessment) tiles <ul style="list-style-type: none"> ○ This includes the digital, PDF, and Word versions (English and Spanish), Answer Key, and Assessment Guidance (<i>New!</i>)

	<ul style="list-style-type: none"> ● End of Unit Assessments tile <ul style="list-style-type: none"> ○ This includes the digital, PDF, and Word versions (English and Spanish), Answer Key, and Assessment Guidance ● Student Workbook & Teacher Guide and Teacher Resource Pack tiles <ul style="list-style-type: none"> ○ PDFs and Ebooks of the Student Workbooks and Teacher Guide (English) and Teacher Resource Pack for the Unit (<i>Spanish TG and English and Spanish TRP Coming Soon!</i>)
<p>Section tile (within Unit Teach)</p> 	<ul style="list-style-type: none"> ● Section tile <ul style="list-style-type: none"> ○ Section Overview with Standards ○ Section Learning Goals ○ Section Narrative dropdown <ul style="list-style-type: none"> ■ A description of the learning for the section. ○ Section Checkpoint (Assessment) dropdown <ul style="list-style-type: none"> ■ This includes the digital, PDF, and Word versions (English and Spanish), Answer Key, and Assessment Guidance (<i>New!</i>) ○ Center Summary dropdown <ul style="list-style-type: none"> ■ A list of each Center and Stage that align with the learning goals for the Section. ○ PLC Activity Callout <ul style="list-style-type: none"> ■ Link to lesson that includes a PLC activity. ○ Lesson Plans section <ul style="list-style-type: none"> ■ Each Section has a set of Daily Lessons. This section holds all components of the Imagine IM curriculum for each lesson, including student Math Inspire videos. ○ Additional Section Resources section <ul style="list-style-type: none"> ■ Section Student Summary tile <ul style="list-style-type: none"> ● A digital summary of the mathematical concepts covered in the Section. ■ Section Practice Problems tile <ul style="list-style-type: none"> ● A set of practice problems that align with the mathematical concepts and skills taught in the lessons. The last 2-3 problems are Exploration for students who are ready for more! ● An additional set of practice problems that align with the mathematical concepts and skills taught in the lessons (Digital Option) The last 2-3 problems are Exploration for students who are ready for more!
<p>Lesson Plan tile (within Unit Teach)</p>	<ul style="list-style-type: none"> ● Lesson Plan tile <ul style="list-style-type: none"> ○ Lesson Plan tab



- This is the Lesson Narrative organized in manageable learning pieces. This is organized in visuals for students (Cards) and Teaching Notes.
- Materials tab
 - A list of all materials used by teachers and students in the Lesson.
- About this Lesson tab
 - A description of the learning in the lesson.


Explore the Unit Teach Resources

As you explore consider the following questions:

Where are you seeing that overarching design?

How are all learners being supported?

Unit Support



- Digital student task statements tile
 - All of the assignable digital student task statements for selected grade and unit. These can also be found in the Additional Materials section of the corresponding lesson.
- Digital Cool-downs tile
 - All of the assignable digital cool-downs for selected grade and unit Cool-downs can also be found in the Additional Materials section of the corresponding lesson.
- Practice Problems tile
 - All of the assignable digital practice sets for a selected grade and unit, including a set devoted to the Pre-unit problems. Practice sets can also be found in the Additional resources section of the corresponding section page.
 - The last 2-3 problems in each practice set are labeled "Exploration" and provide an opportunity to differentiate for students who are ready for a challenge. Available on ILC and also within the consumable student workbook.
- Vocabulary tile
 - Contains a lesson plan of all of the vocabulary cards for terms introduced in a selected grade and unit.
 - Can print as a reference or for note-taking or can be assigned to students.
- Family Support Materials tile

- Print or share this guide to support families and support their students with the key concepts and ideas for a selected grade and unit. The guide also includes a Spanish language version.

Grades K-5 Part 3: Using the Resources

Assign and Grade

As you watch the demonstration, take notes of how you might use this feature in your classroom.

What did you enjoy about the option to assign and grade within Imagine Learning Classroom?