



Grades

6-8

**Getting
Started**

**Parts
1-3**

Imagine IM in ILC

Learning Goals

- Let's embrace problem-based learning.
- Let's explore new resources.
- Let's uncover the power of a supportive learning community.

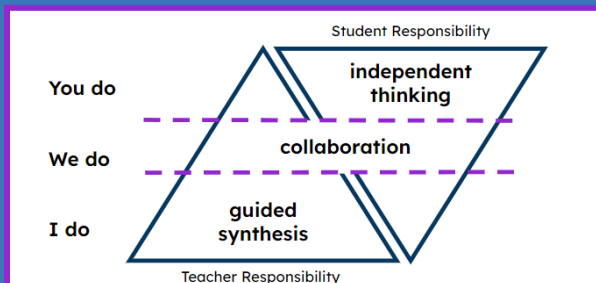
Agenda

- Introduction
- Part 1: Problem-based Learning
- Part 2: Explore the Resources
- Part 3: Using the Resources
- Reflection

Roadmap

Use this handout to navigate the platform and internalize learning.

Grades 6-8 Part 1: Problem-based Learning



What is problem-based learning?

Landing Pages

Home



Resources

*Districts/schools often have personalized Home pages. The information listed below may appear somewhat different depending on the level of personalization.

- il Classroom menu
 - Found in the upper left corner.
 - This is where all of the ILC grade bands and curricula are noted.
 - Teachers can select the grade level band to view the curricula.
- Account hyperlinks
 - Found in the upper right corner.
 - Unique for each account holder (Home, Classes, Data, Saved lessons, Help, Search, and Account settings)
- Help hyperlink
 - IL Classroom Guides are collections of resources on how to use the platform functionality
- Magnifying Glass
 - Type in the content that you want to find, and then click on the search icon.
- Grade Band tiles
 - Each grade band (K-5 and 6-8) has its own tile which holds all components of the Imagine IM curriculum for that grade band.

- Curriculum Guide
 - A collection of high-level guidance on the curriculum and Imagine Learning Classroom.
- Grade Level Tiles
 - Each grade level/course has its own tile which holds all components of the Imagine IM curriculum for that grade level.

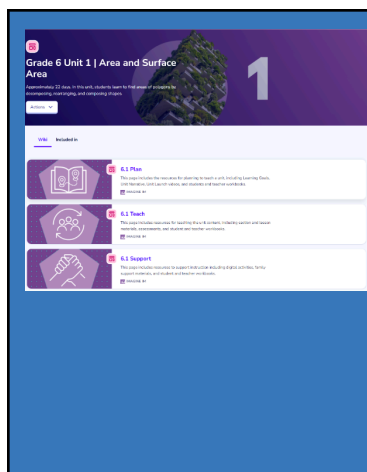
Explore the Curriculum Guide

As you explore consider the following questions:

What do you Notice?

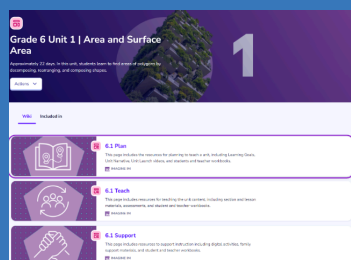
What do you Wonder?

Grades 6-8 Part 2: Explore the Resources	
Landing Pages	Resources
<div data-bbox="97 1218 462 1753"> <p>Grade Levels</p> </div>	<ul style="list-style-type: none"> ● Grade Level Pacing Guide ● Course Overview section ● Describes the big ideas taught in the grade ● Course Overview dropdown <ul style="list-style-type: none"> ○ Describes the big ideas taught in the grade and a list of all Units. ● Unit tiles <ul style="list-style-type: none"> ○ Each Unit has its own tile which holds all components of the Imagine IM curriculum for that grade. ● Grade-level Resources section <ul style="list-style-type: none"> ○ Included information the teachers need as they map out the year prior to implementation: <ul style="list-style-type: none"> ■ Spotlight Lessons, Materials List, Glossary, Overview and Standards Breakdown, Lesson Quantile measures
<div data-bbox="97 1753 462 1843"> <p>Unit</p> </div>	<ul style="list-style-type: none"> ● Plan tile



- This page includes the resources for planning to teach a unit, including Unit-at-a-Glance, Learning Goals and Standards, Full Unit Narrative, Unit Launch Videos for Teachers, Unit Materials, Unit Assessments, and Student and Teacher Workbooks.
- Teach file
 - This page includes resources for teaching the unit content, including section and lesson materials, assessments, and student and teacher workbooks.
- Support tile
 - This page includes materials to support instruction, including digital activities, family support resources, and vocabulary.

Unit Plan



- Unit Overview section
 - Unit at-a-Glance- Number of lessons and assessments, Section Goals, and Standards
 - Lesson Learning Goals (Teacher) and Targets (Student) dropdown
 - Full Unit Narrative dropdown
- Unit Videos tile
 - Unit Launch: Teacher Learning Narrative Video
 - Inspire Math Videos (English and Spanish)
- Unit Materials
 - Unit Materials tile
 - Unit Videos, Blackline Masters, required Materials, Learning Targets, and Vocabulary
 - Adaptation Pack tile (*Coming Soon!*)
 - Home Connection tile
 - Unit Launch: Family Support Video
 - Family Support Material, Family Support Material PDF (English), and Family Support Material PDF (Spanish)
 - Vocabulary Materials tile (English and Spanish)
- Unit Assessments
 - Check Your Readiness- Pre Unit Diagnostic, Lesson Cool-downs, Checkpoints, Mid Unit Assessments (depending on the length of the unit), and End of Unit Assessments
 - This includes the digital, PDF, and Word versions (English and Spanish), and Answer Key, and Assessment Guidance (*New! Checkpoint Guidance for Grades 2-5-Guidance focuses on ways to continue teaching grade-level content and use existing structures to address unfinished learning.*)
- Student Workbook & Teacher Guide tiles

- PDFs and Ebooks of the Student Workbooks and Teacher Guide (English and Spanish)

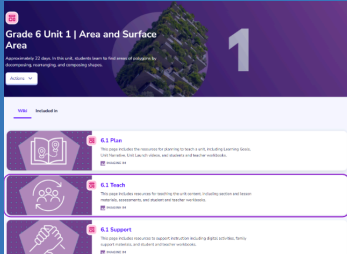
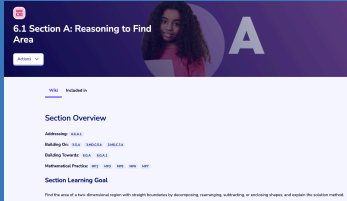
Explore the Grade and Unit Plan Resources

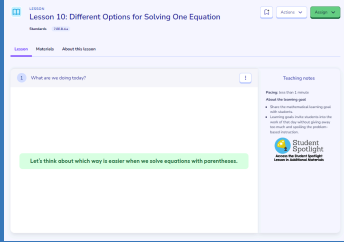
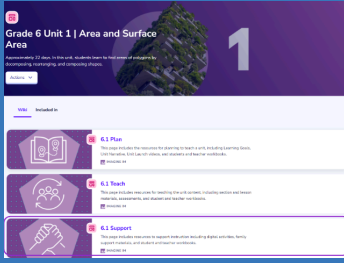
As you explore consider the following questions:

Which resources will help you to plan?

Which digital resources do you feel will have the greatest impact on your teaching?

Grades 6-8 Part 2: Explore the Resources Cont.

Landing Pages	Resources
<p>Unit Teach</p> 	<ul style="list-style-type: none"> ● Check Your Readiness- Pre Unit Diagnostic (Assessment) tiles <ul style="list-style-type: none"> ○ This includes the digital, PDF, and Word versions (English and Spanish), Answer Key, and Assessment Guidance (<i>New!</i>) ● Section and Lesson Materials tiles <ul style="list-style-type: none"> ○ Sections labeled with a Letter- EX- Section A: Interpret and Represent Data on Scaled Graphs (<i>Clicking into a Section tile will bring you to the items listed in the two rows below for Sections and Lesson Plans.</i>) ● Section Checkpoints (Assessment) tiles <ul style="list-style-type: none"> ○ This includes the digital, PDF, and Word versions (English and Spanish), Answer Key, and Assessment Guidance (<i>New!</i>) ● Mid Unit Assessment and End of Unit Assessments tiles <ul style="list-style-type: none"> ○ This includes the digital, PDF, and Word versions (English and Spanish), Answer Key, and Assessment Guidance ● Student Workbook & Teacher Guide tiles <ul style="list-style-type: none"> ○ PDFs and Ebooks of the Student Workbooks and Teacher Guide (English and Spanish)
<p>Section tile (within Unit Teach)</p> 	<ul style="list-style-type: none"> ● Section tile <ul style="list-style-type: none"> ○ Section Overview with Standards ○ Section Learning Goal(s) ○ Section Narrative dropdown <ul style="list-style-type: none"> ■ A description of the learning for the section. ○ Section Checkpoint (Assessment) tile <ul style="list-style-type: none"> ■ This includes the digital, PDF, and Word versions (English and Spanish), Answer Key, and Assessment Guidance (<i>New!</i>)

	<ul style="list-style-type: none"> ○ Teacher Reflection Questions dropdown <ul style="list-style-type: none"> ■ A set of questions for reflections for during and after teaching. ○ Lesson Plans section <ul style="list-style-type: none"> ■ Each Section has a set of Daily Lessons. This section holds all components of the Imagine IM curriculum for each lesson, including student Math Inspire videos.
<p>Lesson Plan tile (within Unit Teach)</p> 	<ul style="list-style-type: none"> ● Lesson Plan tile <ul style="list-style-type: none"> ○ Lesson Plan tab <ul style="list-style-type: none"> ■ This is the Lesson Narrative organized in manageable learning pieces. This is organized in visuals for students (Cards) and Teaching Notes. ○ Materials tab <ul style="list-style-type: none"> ■ A list of all materials used by teachers and students in the Lesson. ○ About this Lesson tab <ul style="list-style-type: none"> ■ A description of the learning in the lesson.
<p>Unit Support</p> 	<ul style="list-style-type: none"> ● Progression of Disciplinary Language <ul style="list-style-type: none"> ○ Read how and when students encounter disciplinary language throughout the unit. ● Family Support Materials tile <ul style="list-style-type: none"> ○ Print or share this guide to support families and support their students with the key concepts and ideas for a selected grade and unit. The guide also includes a Spanish language version. ● Digital student task statements tile <ul style="list-style-type: none"> ○ All of the assignable digital student task statements for selected grade and unit. These can also be found in the Additional Materials section of the corresponding lesson. ● Digital Cool-downs tile <ul style="list-style-type: none"> ○ All of the assignable digital cool-downs for selected grade and unit Cool-downs can also be found in the Additional Materials section of the corresponding lesson. ● Practice Problems tile <ul style="list-style-type: none"> ○ All of the assignable digital practice sets for a selected grade and unit. ● Assignable digital applets tile ● Extension Problems tile <ul style="list-style-type: none"> ○ These problems are labeled 'Are you ready for more?' and provide an extension for students ready to continue or extend their learning. ○ Extension problems are also available in the Additional Materials Section of the corresponding lesson.

Explore the Unit Teach and Support Resources

As you explore consider the following questions:

Where are you seeing that overarching design?

How are all learners being supported?

Grades 6-8 Part 3: Using the Resources

Assign and Grade

As you watch the demonstration, take notes of how you might use this feature in your classroom.

What did you enjoy about the option to assign and grade within Imagine Learning Classroom?

Locating Resources Reflection

Let's locate resources on Imagine Learning Classroom.

Directions: Explore each section of the Unit Landing Page.

Unit Landing Page			
		I can find it.	I know what it is for.
Plan	Unit and Section Learning Goals		
	Unit Videos		
	Unit Materials		
	Unit Assessments		
	Teacher and Student Workbooks		
Teach	Section and Lesson Materials		
	End-of-Unit Assessment		
	Teacher and Student Workbooks		
Support	Digital Task Statements		
	Digital Cool-downs (1-5)		
	Practice Problems		
	Vocabulary		
	Family Support Material		

Directions: Explore the Section Landing Page. Use the provided questions to guide your team's discussion.

Section Landing Page			
		I can find it.	I know what it is for.
Section Learning Goals	How do the unit and section learning goals connect?		

Section Checkpoint	How do the section checkpoints assess learning goals?		
Center Summary	How do the suggested centers address and/or support the section's learning goals?		

Directions: Review each tab. Use the provided questions to guide your team's discussion.

Lesson Plan Resources

		I can find it.	I know what it is for.
Lesson Tab	What do you notice about the teaching notes?		
Materials Tab	How do these materials support the lesson's learning goals?		
About this Lesson Tab	What information did you find most useful? Why?		