






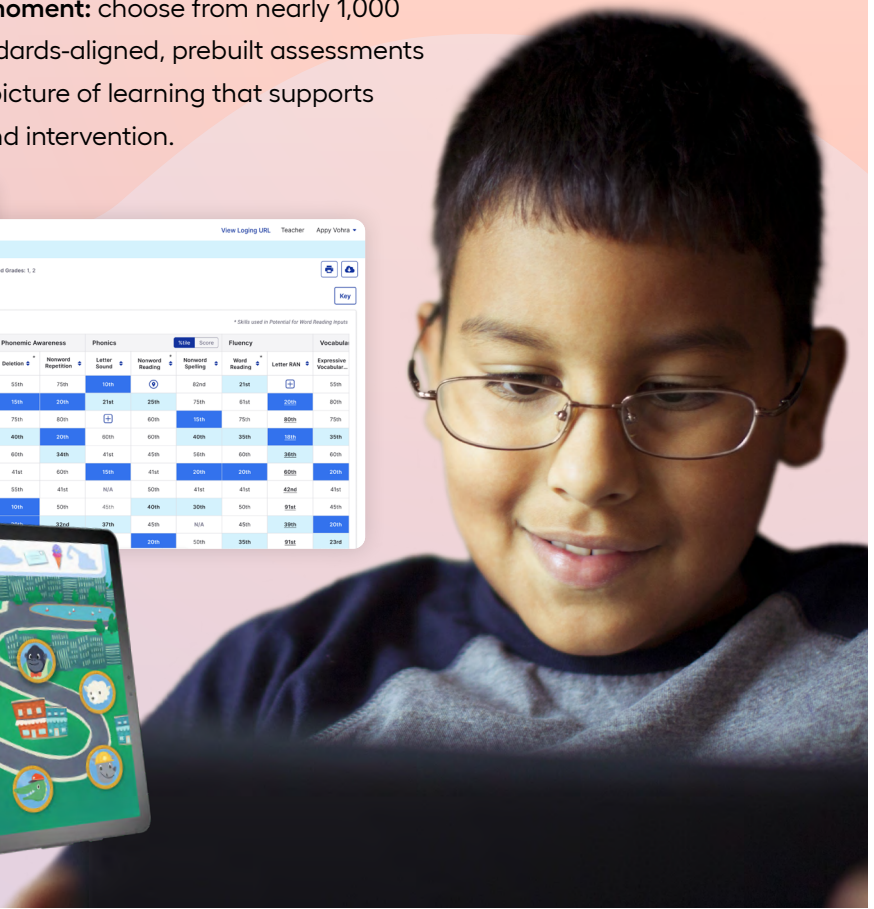
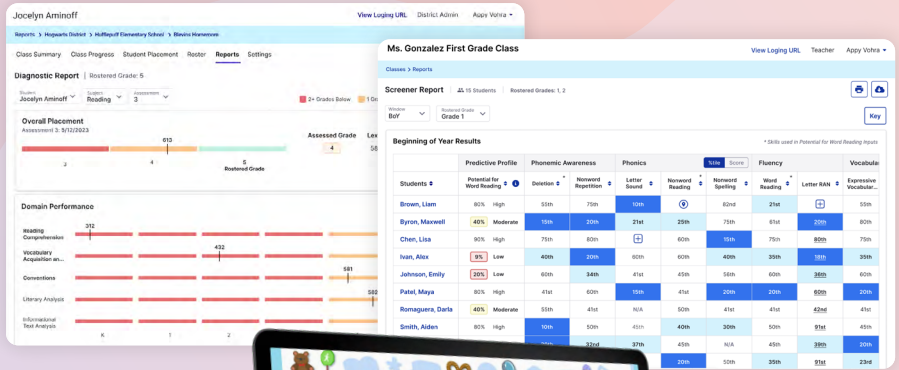
# Power Personalized Learning

## Imagine MyPath® pairs seamlessly with Imagine+ Assessment

Discover a comprehensive and flexible assessment system that delivers screening, diagnostic, and formative assessments to enable precise, personalized learning and support confident, informed instructional decisions for Imagine MyPath users.

### Expertly guide every student's unique learning journey

- 
**Pinpoint precise learning needs:** the unique, game-based format of the Imagine+ Screener unites all the relevant predictors of dyslexia and other early reading difficulties in one comprehensive, easy-to-administer assessment that's aligned to the science of reading. The Imagine+ Diagnostic provides teachers with a complete picture of each student's reading and math strengths and areas for growth.
- 
**Find insights to personalize student learning journeys:** granular, domain-level insights from the Imagine+ Diagnostic seamlessly flow into Imagine MyPath to create students' initial personalized learning paths and maximize engagement and growth by adapting those learning paths based on student performance after each test administration throughout the year.
- 
**Respond to students' needs in the moment:** choose from nearly 1,000 Imagine+ Formatives — short, standards-aligned, prebuilt assessments to empower teachers with a quick picture of learning that supports day-to-day classroom instruction and intervention.



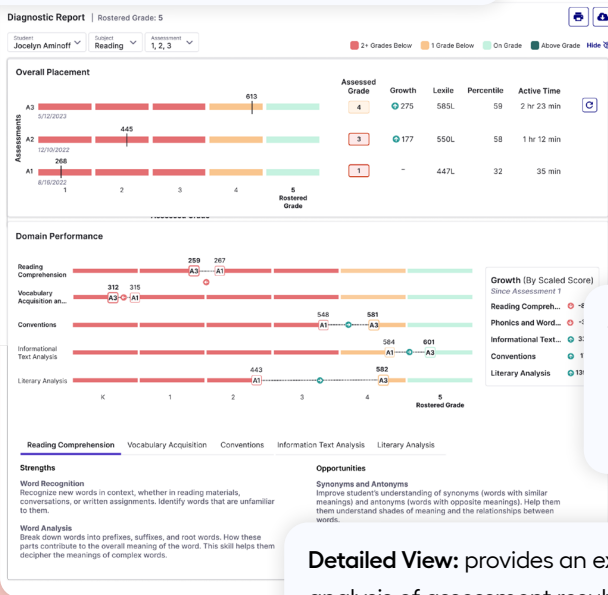
# Flexibility to build on your existing assessment data

Seamlessly complement the assessments already in use in your school or district. Imagine+ Assessment makes it easy to administer the specific assessments that meet your goals, enhancing your existing data to guide instruction, avoid over-testing, and personalize instruction with Imagine MyPath.

## OUR ASSESSMENT PARTNERS:



**At-a-Glance View:** highlights the most critical data points for immediate instructional action



# Make data-driven instructional decisions with ease

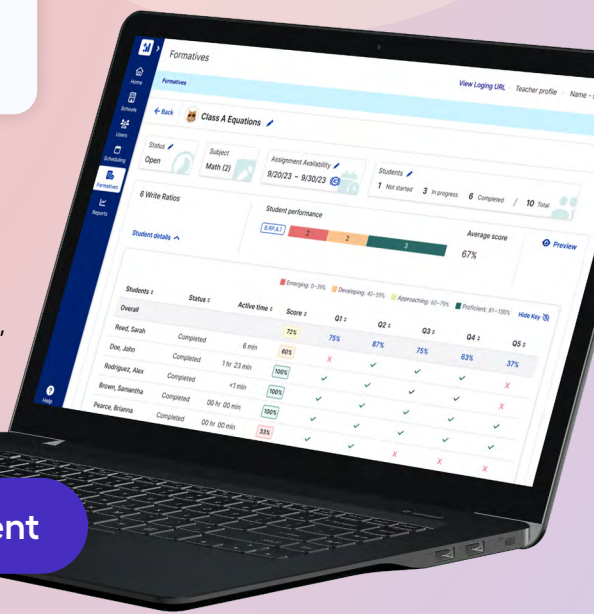
Discover comprehensive, real-time insights into student growth, achievement, mastery of standards, and more. Imagine+ Assessment's unique, user-centric reporting designs are tailored to fit educators' varying time constraints to simplify data analysis and interpretation.

**5-Minute View:** provides quick yet meaningful data analysis for educators to gain a more comprehensive understanding of student performance

**Detailed View:** provides an extensive analysis of assessment results for a detailed examination of performance

# Enable personalized learning with a comprehensive assessment system

Discover a comprehensive and flexible system of screening, diagnostic, and formative assessments that delivers precise, personalized learning and supports informed instructional decisions.



**Get started at [imaginelearning.com/assessment](https://www.imaginelearning.com/assessment)**



[imaginelearning.com](https://www.imaginelearning.com)  
877-725-4257 • [solutions@imaginelearning.com](mailto:solutions@imaginelearning.com)