



Grade 6

Grade 7

Grade 8

Accelerated 6

Accelerated 7

# High-Quality Instructional Materials (HQIM) Evaluation Guide

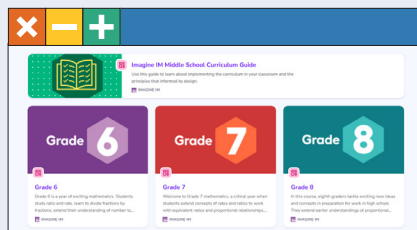
**Imagine IM California** offers the latest Illustrative Mathematics curriculum, IM v.360, optimized for engagement, accessibility, and usability. It blends problem-based instructional design, innovation, technology, enhanced print resources, and embedded support for ease of implementation and maximum student outcomes.

Use this guide to review the **Imagine IM California** high-quality instructional materials (HQIM) for standards alignment, research and pedagogy, equity and inclusion, teacher/student experience, assessment, and professional learning.

## Resources at a Glance

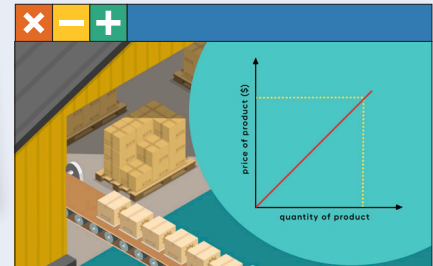
### Teacher Components

- One Teacher Course Guide (print)
- Teacher Unit Guides (units 1–8 or 9, depending on grade level; print)
- Digital platform license
  - Includes access to all print components; teacher notes; lesson player; family materials; extension problems; digital interactives (Desmos and GeoGebra), assessments, and practice sets; reports; and more!



### Student Components

- Student Workbooks (Units 1–8 or 9, depending on grade level; print)
- Digital platform license
  - Includes access to Student Workbook content; interactive lessons; videos; digital interactives, assessments, and practice sets; and more!



Explore the student and teacher resources on the digital platform, using the Digital Quick Start Guide.



Grade 7 cover images — other grades include the same teacher and student components.

## Standards Alignment

**Imagine IM California** aligns with the California Common Core State Standards for Mathematics, supporting the instructional shifts of focus, coherence, and rigor, in addition to the Standards for Mathematical Practice (SMP).

### Review these sections in the Teacher

#### Course Guide:

- Scope and Sequence
- Standards for Mathematical Practice
- Standards Reference
- Standards by Lesson
- Lessons by Standard

### Review these sections in the Teacher Guides

#### (all units):

- Unit overviews and Unit-at-a-Glance
- Section overviews and section checkpoints
- Learning goals in each lesson
- Standards alignments in each lesson



Check out these resources in the online platform.


## Research and Pedagogy

Illustrative Mathematics was developed by Dr. Bill McCallum and a team of math leaders focused on improving student outcomes in mathematics. It is built on best practices and research principles from NCTM, the National Research Council, Smith & Stein, and others. **Imagine IM California** is the latest IM v.360 curriculum optimized for engagement, accessibility, and usability. The **Imagine IM California** instructional experience aligns with ESSA's Theory of Change for effective evidence-based programs.



### Review these sections in the Teacher Course Guide:

- Imagine IM California Program Overview
- Problem-Based Teaching and Learning
- Key Structures in This Course
- References



Learn more in the **Imagine IM California Grades 6–8 Program Overview**.

## Instructional Design

Easy-to-use slides and teaching notes allow teachers to shift math classes from workbook time to discussion and problem-solving time. Guidance in every lesson provides teachers with contextualized professional development.

### Review these sections in the Teacher Course Guide:

- Key Structures in This Course
- How to Use the Imagine IM California Resources
- What's in an Imagine IM California Lesson

### Review these sections in the Teacher Unit Guides (all units):

- Unit overviews
- Section overviews


	Invitation to the Mathematics	Deep Study of Concepts and Procedures	Consolidating and Applying
Course Level	Invitational Unit	Deep Study Units	Consolidation Unit
Unit Level	Introductory Lesson	Instructional Lessons	Culminating Lesson
Lesson Level	Warm-up	Classroom Activities	Synthesis and Cool-down
Activity Level	Launch	Work Time	Synthesis



Learn more in the **Program Overview brochure**.

## Student and Teacher Experience

Imagine Learning's in-house curriculum, product, and platform teams have enhanced and tuned the resources to support teachers in planning and facilitating lessons for all classroom environments. Students thrive in a vibrant math community, building confidence and being empowered with skills to apply through college, careers, and beyond.



Review the Student Workbooks and Assessment Sampler.

Review these sections in the Teacher Course Guide:

- Imagine IM California Program Overview
- How to Use the Imagine IM California Resources
- What's in an Imagine IM California Lesson

Review these sections in the Teacher Guides (all units):

- Unit overviews
- Section overviews



Learn more in the Imagine IM California Grades 6–8 Program Overview.



Explore the student and teacher resources on the digital platform, using the Digital Quick Start Guide.

## Assessment: Data and Reporting



Imagine Learning has integrated digitized unit assessments and practice items — giving teachers auto-scored formative feedback on student mastery. At the same time, students get more practice with tech-enabled questions.

Review this section in the Teacher Course Guide:

- Assessment Guidance

Review these sections in the Teacher Guides (all units):

- Unit overviews
- Unit-at-a-Glance
- Section checkpoints
- Teacher reflection questions in each lesson
- Cool-downs in each lesson
- End-of-Unit Assessment



See the Imagine IM California 6–8 Program Overview.



Review the assessment opportunities in the digital platform for each grade level, unit, and section.

## Equity and Access

Each lesson is carefully designed to maximize engagement and accessibility for all students. Explicit scaffolds are provided at point of use in each lesson to enrich units and challenge students as needed.

### Review these sections in the Teacher

#### Course Guide:

- Advancing Mathematical Language and Access for Multilingual Learners
- Universal Design for Learning and Access for Students with Diverse Abilities

### Review these sections in the Teacher Guides

#### (all units):

- Support and guidance for students with diverse abilities and English learners in each lesson
- Building on Student Thinking in each lesson
- Responding to Student Thinking in each lesson

## Home Connections

A strong connection between students' homes and their schools is supported through the program with visible learning goals, vocabulary and terms, access to videos, and additional family and caregiver resources.

### Review these sections in the Teacher Guides and Student Workbooks (all units):

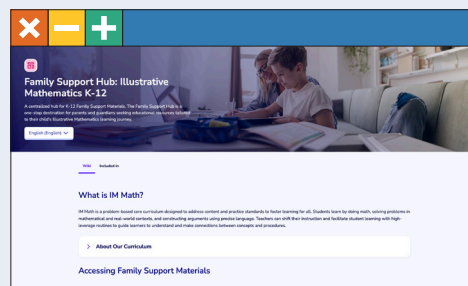
- Family Support videos

### Review these sections in the Student Workbooks (all units):

- Student-friendly learning goals in each lesson
- Lesson summary and glossary in each lesson



Explore the Family and Caregiver Resource Hub in the online platform.

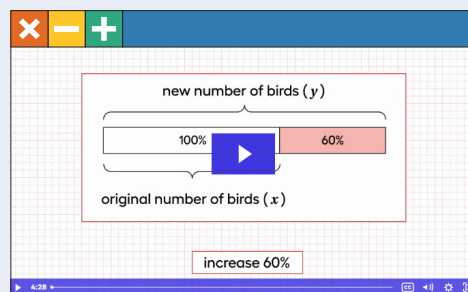


## Professional Learning

**Imagine IM California** professional learning supports teachers, coaches, and administrators in effectively implementing the curriculum with integrity. Ongoing and self-directed professional development is also available within the digital platform for use by teachers. Included are Learning Narrative videos that give teachers insight into the unit objectives, models, and possible student errors and misconceptions, plus Learning Support videos that give an in-depth look into the models and representations used to help support student understanding.

### Review this section in the Teacher Course Guide:

- Professional Learning Communities



Explore the complete Imagine IM California digital experience through the online platform.