



Algebra 1

Geometry

Algebra 2

High-Quality Instructional Materials (HQIM) Evaluation Guide

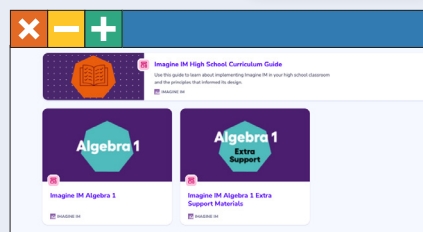
Imagine IM offers the latest Illustrative Mathematics curriculum, IM v.360, optimized for engagement, accessibility, and usability. It blends problem-based instructional design, innovation, technology, enhanced print resources, and embedded support for ease of implementation and maximum student outcomes.

Use this guide to review the **Imagine IM** high-quality instructional materials (HQIM) for standards alignment, research and pedagogy, equity and inclusion, teacher/student experience, assessment, and professional learning.

Resources at a Glance

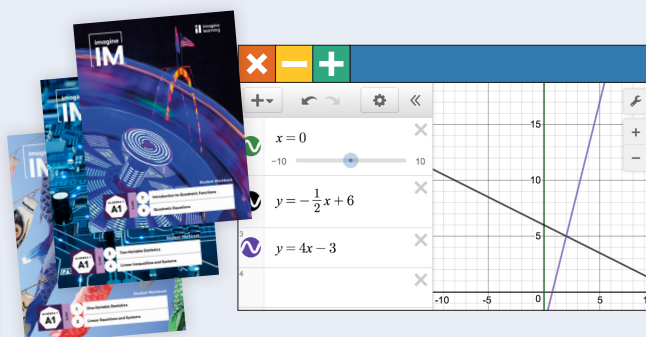
Teacher Components

- One Teacher Course Guide (print)
- Teacher Unit Guides (units 1–8 print)
- Digital platform license
 - Includes access to all print components; teacher notes; lesson player; family materials; extension problems; digital interactives (Desmos and applets), assessments, and practice sets; reports; and more!



Student Components

- Student Workbooks (Units 1–8 print)
- Digital platform license
 - Includes access to Student Workbook content; interactive lessons; videos; digital interactives, assessments, and practice sets; and more!



Explore the student and teacher resources on the digital platform, using the Digital Quick Start Guide.



Algebra 1 cover images — other courses include the same teacher and student components.

Standards Alignment

Imagine IM aligns with state and college and career readiness standards, supporting the instructional shifts of focus, coherence, and rigor, in addition to the Standards for Mathematical Practice (SMP).

Review these sections in the Teacher

Course Guide:

- Scope and Sequence
- Standards for Mathematical Practice
- Standards Reference
- Standards by Lesson
- Lessons by Standard

Review these sections in the Teacher Guides

(all units):

- Unit overviews and Unit-at-a-Glance
- Section overviews and section checkpoints
- Learning goals in each lesson
- Standards alignments in each lesson



Check out these resources in the online platform.

Research and Pedagogy

Illustrative Mathematics was developed by Dr. Bill McCallum and a team of math leaders focused on improving student outcomes in mathematics. It is built on best practices and research principles from NCTM, the National Research Council, Smith & Stein, and others. **Imagine IM** is the latest IM v.360 curriculum optimized for engagement, accessibility, and usability. The **Imagine IM** instructional experience aligns with ESSA's Theory of Change for effective evidence-based programs.



Review these sections in the Teacher Course Guide:

- Imagine IM Program Overview
- Key Structures in This Course
- Problem-Based Teaching and Learning
- References



Learn more in the Imagine IM Grades 9–12 Program Overview.

Instructional Design


Easy-to-use slides and teaching notes allow teachers to shift math classes from workbook time to discussion and problem-solving time. Guidance in every lesson provides teachers with contextualized professional development.

Review these sections in the Teacher Course Guide:

- Key Structures in This Course
- How to Use the Imagine IM Resources
- What's in an Imagine IM Lesson

Review these sections in the Teacher Unit Guides (all units):

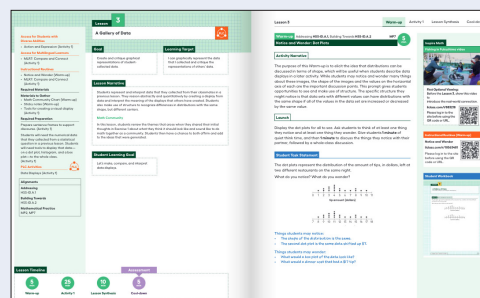
- Unit overviews
- Section overviews



Learn more in the Instructional Design and Program Overview brochures.

Student and Teacher Experience

Imagine Learning's in-house curriculum, product, and platform teams have enhanced and fine-tuned the resources to support teachers in planning and facilitating lessons for all classroom environments. Students thrive in a vibrant math community, building confidence and being empowered with skills to apply through college, careers, and beyond.



Review the Student Workbooks and Assessment Sampler.

Review these sections in the Teacher Course Guide:

- Imagine IM Program Overview
- How to Use the Imagine IM Resources
- What's in an Imagine IM Lesson

Review these sections in the Teacher Guides (all units):

- Unit overviews
- Section overviews



Learn more in the Imagine IM Grades 9–12 Program Overview.



Explore the student and teacher resources on the digital platform, using the Digital Quick Start Guide.

Assessment: Data and Reporting

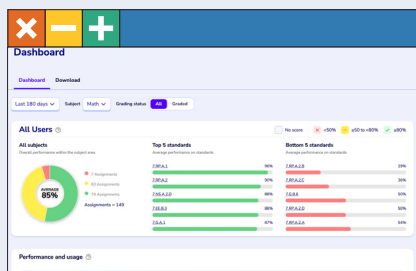
Imagine Learning has integrated digitized unit assessments and practice items — giving teachers auto-scored formative feedback on student mastery. At the same time, students get more practice with tech-enabled questions.

Review this section in the Teacher Course Guide:

- Assessment Guidance

Review these sections in the Teacher Guides (all units):

- Unit overviews
- Unit-at-a-Glance
- Section checkpoints
- Teacher reflection questions in each lesson
- Cool-downs in each lesson
- End-of-Unit Assessment



The chess club at the school has 15 members. The number of games won in tournament play this season by each member is listed.

4 6 6 7 10 11 12 13 14 14 15 16 18 18 30

a. What measure of center is most appropriate to use to describe a typical value for this distribution?

☐ A mean

☐ B median

☐ C mode

Explain your reasoning.

Type here

b. Add the appropriate measure of center to this box plot.

Box plot showing games won (0 to 32) with a median line at 10.



Review the assessment opportunities in the digital platform for each grade level, unit, and section.

Equity and Access

Each lesson is carefully designed to maximize engagement and accessibility for all students. Explicit scaffolds are provided at point of use in each lesson to enrich units and challenge students as needed.

Review these sections in the Teacher

Course Guide:

- Advancing Mathematical Language and Access for Multilingual Learners
- Universal Design for Learning and Access for Students with Diverse Abilities

Review these sections in the Teacher Guides

(all units):

- Support and guidance for students with diverse abilities and English learners in each lesson
- Building on Student Thinking in each lesson
- Responding to Student Thinking in each lesson

Home Connections

A strong connection between students' homes and their schools is supported through the program with visible learning goals, vocabulary and terms, access to videos, and additional family and caregiver resources.

Review these sections in the Teacher Guides and Student Workbooks (all units):

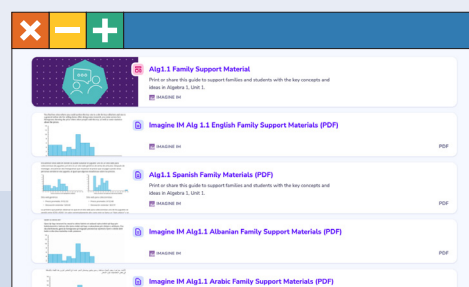
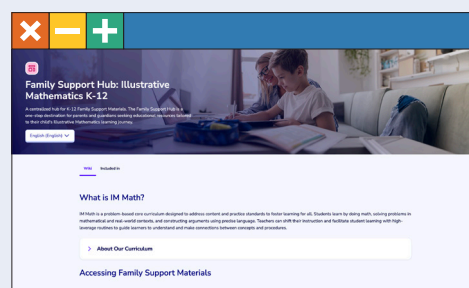
- Family Support videos

Review these sections in the Student Workbooks (all units):

- Student-friendly learning goals in each lesson
- Lesson summary and glossary in each lesson



Explore the Family and Caregiver Resource Hub in the online platform.

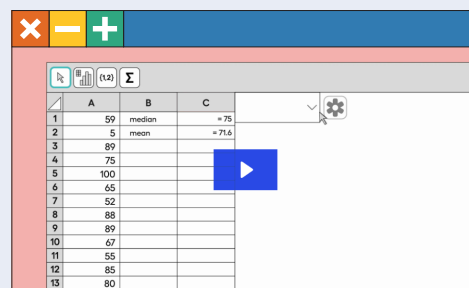


Professional Learning

Imagine IM professional learning supports teachers, coaches, and administrators in effectively implementing the curriculum with integrity. Ongoing and self-directed professional development is also available within the digital platform for use by teachers. Included are Learning Narrative videos that give teachers insight into the unit objectives, models, and possible student errors and misconceptions.

Review this section in the Teacher Course Guide:

- Professional Learning Communities



Explore the complete Imagine IM digital experience through the online platform.